


Should I have bought this stock?



Brainy's Share Market Toolbox


Chart Analysis

(aka: *Should I have bought this stock...?*)

This workshop session will test your technical analysis knowledge and ability. We will show a price chart (hiding recent price data), then seek your input, decide whether to buy, then reveal the stock and all recent price data.


May 2025 (Updated)

Robert B Brain



© Copyright 2025, Robert B. Brain, Brainy's Share Market Toolbox — www.robertbrain.com

Revision 3.1




Introduction


Should I have bought this ...?

- In this session we will show a price chart for a “security” (a stock, or ETF or whatever), with the last four weeks or so of price data hidden (from 5th April), and we will ask you this question:
“Should I have bought this stock?”
- In the live delivery of this presentation, you will be invited to contribute:
 - Suggest a chart indicator to include;
 - Suggest time period: daily, weekly, monthly.

© Copyright 2025 Robert B. Brain — Brainy's Share Market Toolbox — www.robertbrain.com



2



Introduction

About this presentation


The purpose of this session is:

- For you to test how good your stock-picking is; and
- To give you the opportunity to pick up some tips from others about technical analysis and stock picking.
- NOTE: This version 3 of the slide deck includes lots of annotations on the price charts, based on feedback from the ATAA live workshop delivery, and the BullCharts User Group meeting.

On the next slide: the stock we will be studying...

(The gist of this presentation is based on the delivery of a similar presentation/workshop to the ATAA in October 2024.)

© Copyright 2025 Robert B. Brain — Brainy's Share Market Toolbox — www.robertbrain.com



3

Should I have bought this stock?



IMPORTANT NOTICE - AUSTRALIAN TECHNICAL ANALYSTS ASSOCIATION

Please note that the views expressed at this meeting are the view of the speakers and members only. They do not represent or reflect the views of the ATAA. The ATAA conducts this meeting as a forum to provide an opportunity for its members to hear the view of speakers and other members.


Under no circumstances are attendees at this meeting to infer that by allowing speakers and members to speak at this meeting that the ATAA endorses, approves, agrees or promotes the views of such speakers or members. The ATAA does not provide any advice whatsoever regarding any investment in any financial products within the meaning of Section 766B of the Corporations Act or otherwise.

It is further essential to note that speakers prepare their presentations without taking into account or giving any consideration to the objectives, financial situation or needs of any attendee at this meeting. Therefore, the views and opinions expressed by the speakers must not be considered personal advice relevant to any specific person's financial position or situation.

Speakers and members present their views for purposes of education and exchange of views and discussions only. Therefore it follows that the views expressed must not be acted upon as investment or financial advice or as any advice.

Attendees must consider the appropriateness of the views expressed in the light of their own objectives financial situation, needs, position and seek professional advice from person(s) who are licensed to give financial, legal and tax advice only.

By attending this meeting you release and discharge the ATAA from all liability loss or damage that you may suffer or sustain (the Loss) and indemnify the ATAA against the loss.




Introduction

Important Notice — No Advice!

- This presentation does not include any advice.
- For proper advice, your personal financial situation needs to be considered.
- This presentation is pure education, only for your general awareness.
- There are no recommendations to take any action, or to invest any money in any way.
- Always consult a properly licensed advisor before making investment decisions.

© Copyright 2025 Robert B. Brain — Brain's Share Market Toolbox — www.cpcetrade.com

Should I have bought this stock?



Introduction


About... Robert Brain

Nimble Short term Investor
consultant, educator and part-time* share trader
web-based sharemarket-support business

- Many years experience as trainer, presenter, conference facilitator (*Scouts*)
- Share Market – active 20+ years* (slowly at first)
- Chartist i.e. technical analyst (ATAA member and national director)
- Provide support and tuition to traders and investors *Brainy's Share Market Toolbox*
- Former member Mensa
- Engineering Degree (structured thinking with an eye for charts and diagrams)
- 30+ years – professional experience (IT and management)
- **Do not hold AFS license! (Can't give advice)**
- **BullCharts software (convenor Australian BullCharts User Group and authorised reseller with special pricing)**

Conflict of interest?

* - Not yet enough capital to live off the proceeds of trading (after trading as a hobby until a career change in 2008).
© Copyright 2025 Robert B. Brain – Brainy's Share Market Toolbox – www.brainyshare.com





The XKO index

Pick a stock from XKO index

Firstly, let's select the stock from the XKO index – S&P/ASX 300.

But why the XKO?

- After a little research among our own network of traders and investors (done during informal ATAA and BullCharts User Group networking sessions), a significant number of these people said that they use the XKO index as their own Stock Universe.
- *"The XKO index consists of all 200 of the S&P/ASX 200 (XJO index) companies plus 100 smaller-cap companies that have market capitalisations above ~\$100 million (AUD)."*
[Source: <https://www.asx300list.com/>]

© Copyright 2024 Robert B. Brain – Brainy's Share Market Toolbox – www.brainyshare.com





The XKO index


About the XKO: reference #2

- *"The S&P/ASX 300 (XKO) provides broad exposure to the Australian share market and contains all ASX 200 companies and approximately 100 smaller-cap shares. It accounts for ~84% of Australia's equity market (August 2024)."*
[source: <https://www.marketindex.com.au/asx300>]

© Copyright 2024 Robert B. Brain – Brainy's Share Market Toolbox – www.brainyshare.com



Should I have bought this stock?




The XKO index

About the XKO: reference #3

- “The S&P/ASX 300 is designed to provide investors with broader exposure to the Australian equity market. The index is liquid and float-adjusted, and it measures up to 300 of Australia’s largest securities by float-adjusted market capitalization. The S&P/ASX 300 index covers the large-cap, mid-cap, and small-cap components of the S&P/ASX Index Series. This index is designed to address investment managers’ needs to benchmark against a broad opportunity set characterized by sufficient size and liquidity. Franking credit versions of the index are also available.”

[Source:
<https://www.spglobal.com/spdji/en/indices/equity/sp-asx-300/#overview>]

© Copyright 2024 Robert B. Brain — Brainy’s Share Market Toolkit — www.bobbrain.com



11



The XKO index


About the XKO: reference #3

- More index details on a fact sheet from SPGlobal:
https://www.spglobal.com/spdji/en/indices/enhancedfactsheet/file.pdf?calcFrequency=M&force_download=true&hostIdentifier=48190c8c-42c4-46af-8d1a-0cd5db894797&indexId=124612
(click here)

© Copyright 2024 Robert B. Brain — Brainy’s Share Market Toolkit — www.bobbrain.com



12




The XKO index

Are XKO stocks liquid enough?


- Many traders are interested in trading liquid stocks.
- For example, CVN (Carnarvon Energy LTD) – as at 2 October 2024, had **weekly average Value** traded for the last 5 rolling weeks: \$958,000; and **daily average Value** traded for the previous 5 days: \$239,274
- This would enable us to take a position up to about \$10,000 which would be less than 5% of the Value traded daily (a liquidity rule that many traders use).

© Copyright 2024 Robert B. Brain — Brainy’s Share Market Toolkit — www.bobbrain.com



13

Should I have bought this stock?



Now, the real study...

Now, the test...


In the live presentation of this workshop,
flick across to BullCharts
to view the stock to study today,
and come back to these slides later.

If viewing these slides after the workshop,
then simply continue with the slides...

© Copyright 2025 Robert B. Brain — Brainy's Share Market Toolkit — www.knowledgebox.com



14



Now, the real study...

The stock revealed...

- The stock in today's study was APA Group (ASX:APA).
- The following slides show the price action in the period up to 4th April 2025, and then the few weeks after that date, with a variety of technical analysis chart indicators.
- And this version 3 of this slide deck includes annotations to help with interpretation of the technical analysis chart indicators.

© Copyright 2025 Robert B. Brain — Brainy's Share Market Toolkit — www.knowledgebox.com



15



Now, the real study...

APA, daily chart



Note: It would have been difficult to spot the pending 2-day strong rise with the two very tall Big White candles in mid-Feb. In late February the stock retreated a little, then rose 9.2% over 25 bars.
Q: Will it continue to rally?

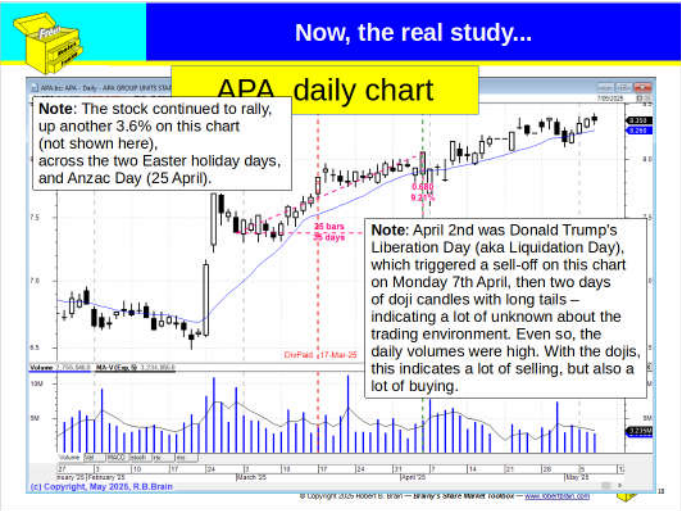
© Copyright, May 2025, R B Brain



16

Should I have bought this stock?







Should I have bought this stock?







Should I have bought this stock?







Should I have bought this stock?








Should I have bought this stock?








Should I have bought this stock?




Now, the real study...

(this slide is intentionally blank)

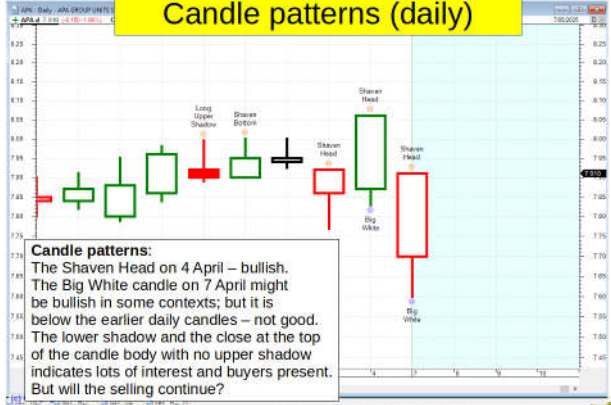
© Copyright 2025 Robert B. Brain — Brainy's Share Market Toolkit — www.knowledgebox.com






Now, the real study...


Candle patterns (daily)



Candle patterns:
The Shaven Head on 4 April – bullish.
The Big White candle on 7 April might be bullish in some contexts; but it is below the earlier daily candles – not good.
The lower shadow and the close at the top of the candle body with no upper shadow indicates lots of interest and buyers present.
But will the selling continue?

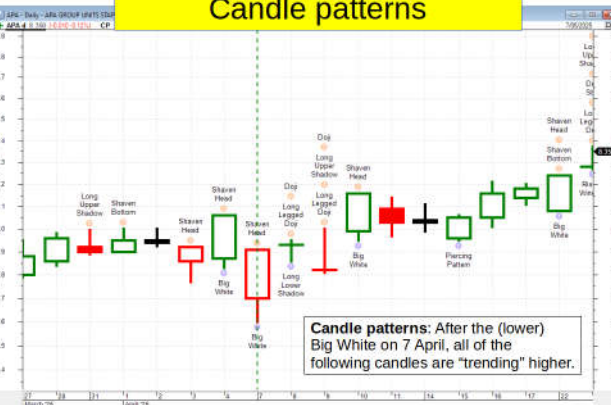
© Copyright 2025 Robert B. Brain — Brainy's Share Market Toolkit — www.knowledgebox.com






Now, the real study...

Candle patterns

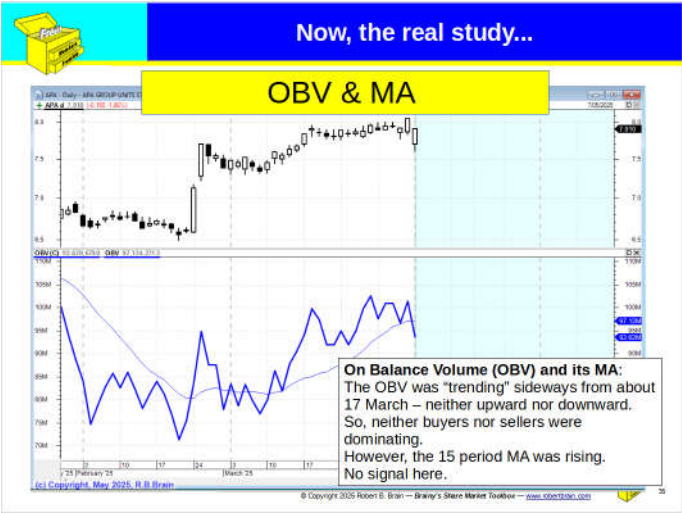


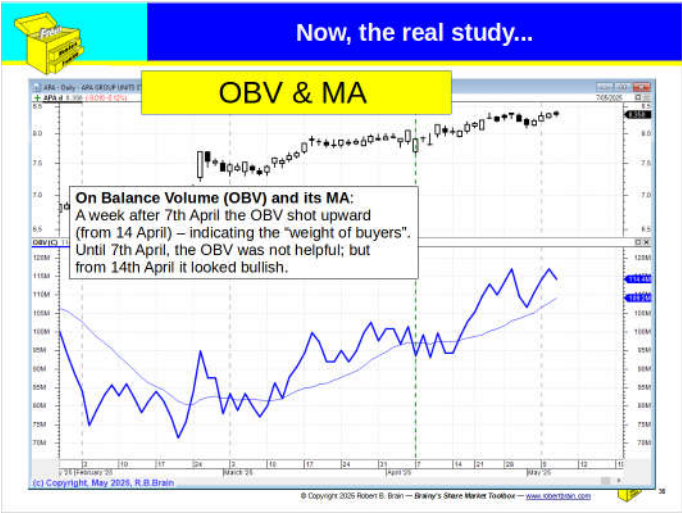
Candle patterns: After the (lower) Big White on 7 April, all of the following candles are "trending" higher.

(c) Copyright, May 2025, R.B. Brain



Should I have bought this stock?








Should I have bought this stock?







Summary & Wrap up

Summary

- How did you go?
- Did you make a decision?
- And was your decision a good one?
- Did you benefit from the discussion and the technical analysis information offered?
- **FEEDBACK?** Was this useful?
Should we repeat this session in a future meeting/webinar?

© Copyright 2024 Robert B Brain — Brainy's Share Market Toolbox — www.robertbrain.com







Summary & Wrap up


Don't forget my Toolbox

- Brainy's **Share Market Toolbox**
 - (1) www.robertbrain.com
 - (2) Lots of presentations like this one
 - (3) Info: share market, charting, BullCharts
 - (4) Weekly Market Updates and Watch List
- Good charting software — BullCharts
www.robertbrain.com/bullcharts/
- My contact details:
web site above, or phone: 0438 355 910
 - **BullCharts** - my favourite charting software.






© Copyright 2024 Robert B Brain — Brainy's Share Market Toolbox — www.robertbrain.com



(c) Copyright, May 2025, Robert B Brain

13


Should I have bought this stock?



Summary & Wrap up

THE END

THANK YOU

© Copyright 2024 Robert B Brain — Brainy's Share Market Toolbox — www.robertbbrain.com

41

IMPORTANT NOTICE -
AUSTRALIAN TECHNICAL ANALYSTS ASSOCIATION

Please note that the views expressed at this meeting are the view of the speakers and members only. They do not represent or reflect the views of the ATAA. The ATAA conducts this meeting as a forum to provide an opportunity for its members to hear the view of speakers and other members.

Under no circumstances are attendees at this meeting to infer that by allowing speakers and members to speak at this meeting that the ATAA endorses, approves, agrees or promotes the views of such speakers or members. The ATAA does not provide any advice whatsoever regarding any investment in any financial products within the meaning of Section 766B of the Corporations Act or otherwise.

It is further essential to note that speakers prepare their presentations without taking into account or giving any consideration to the objectives, financial situation or needs of any attendee at this meeting. Therefore, the views and opinions expressed by the speakers must not be considered personal advice relevant to any specific person's financial position or situation.

Speakers and members present their views for purposes of education and exchange of views and discussions only. Therefore it follows that the views expressed must not be acted upon as investment or financial advice or as any advice.

Attendees must consider the appropriateness of the views expressed in the light of their own objectives financial situation, needs, position and seek professional advice from person(s) who are licensed to give financial, legal and tax advice only.

By attending this meeting you release and discharge the ATAA from all liability loss or damage that you may suffer or sustain (the Loss) and indemnify the ATAA against the loss.
